

# Welcome to St John of God Murdoch Hospital Orientation

## Registration

Please arrive at MURTEC/Auditorium **by 0745** for a 0800 commencement.

Please bring a pen with you.

## Additional Information

Please wear neat casual attire, including enclosed footwear, which is suitable for participation in manual handling training.

Morning tea will be provided. Lunch may be purchased from the staff dining room/hospital cafes or you may wish to bring your own.

## MyLearning

Caregivers are required to complete all online courses assigned to them on MyLearning, prior to attending hospital orientation. Practical competencies will be assessed during hospital orientation or departmental induction.

If you have issues logging on to MyLearning please contact Information Services on 9382 6800.

## Security – ID Badge and Parking

### Action required prior to your commencement

Your manager will provide you with two electronic security, parking and pay deduction forms. It is essential that you complete the two forms as soon as possible, then save and email both back to your manager. This will ensure your security badge and access is activated upon your commencement.

If you don't receive these forms from your manager, please remind them to email copies through to you.

## Parking

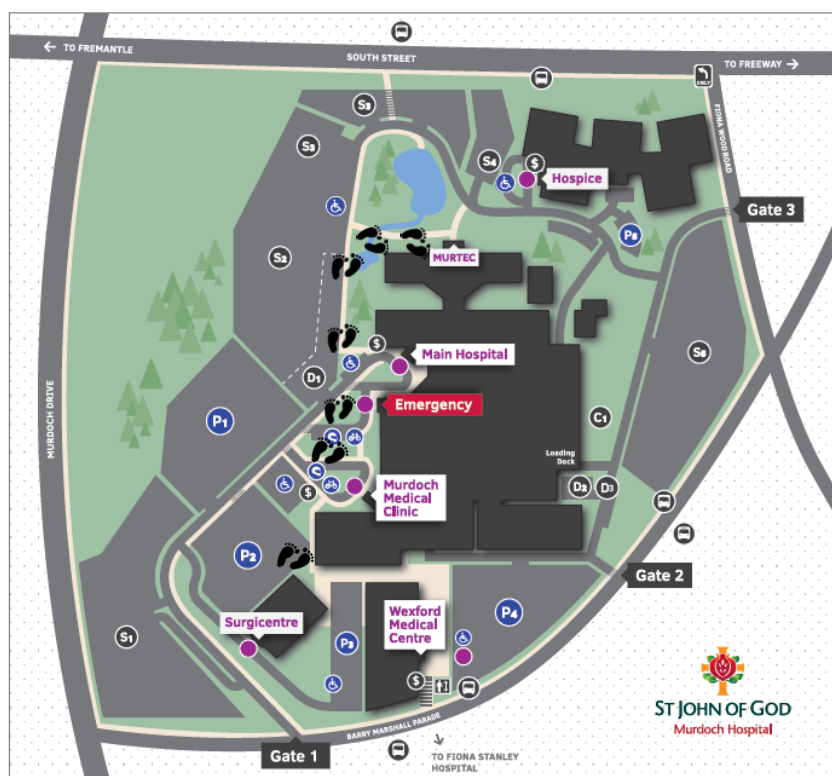
### **If you are yet to obtain your caregiver ID swipe card -**

Enter through Gate 1 – Barry Marshall Parade and use car park P1 or P2.

Take a ticket at the boom gate.

Please ensure you have completed the above process of submitting your security forms so that you can receive your ID card, parking privileges and instructions on how to exit during the day.

Upon receiving your caregiver ID swipe card you will be able to swipe in to designated staff car parks.



## Basic Life Support Assessment

**Nurses, Midwives, RMOs, Anaesthetic Technicians, Cath Lab Technicians, Radiographers and Psychologists** will be required to undergo an Adult and Paediatric Basic Life Support assessment during the afternoon.

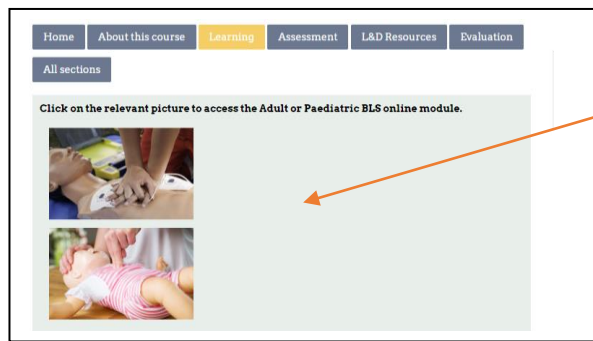
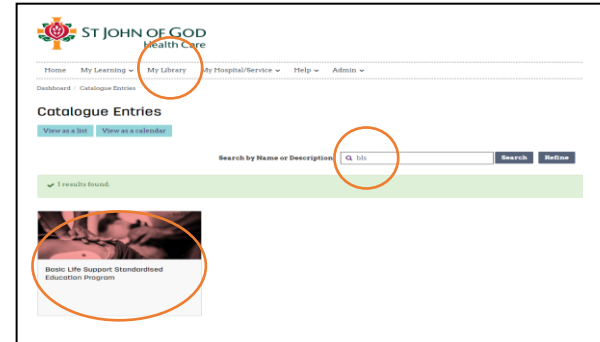
To access BLS education material on MyLearning prior to your assessment please follow the instructions below.

**Step 1.** Log in in to MyLearning and click on the **My Library** tab

**Step 2.** Enter keyword **BLS** in the search engine and click search

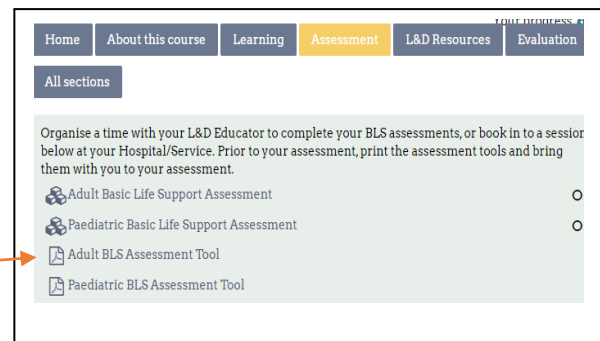
**Step 3:** Click on **Basic Life Support Standardised Education Program**

**Step 4:** Click on 'Go to Course'



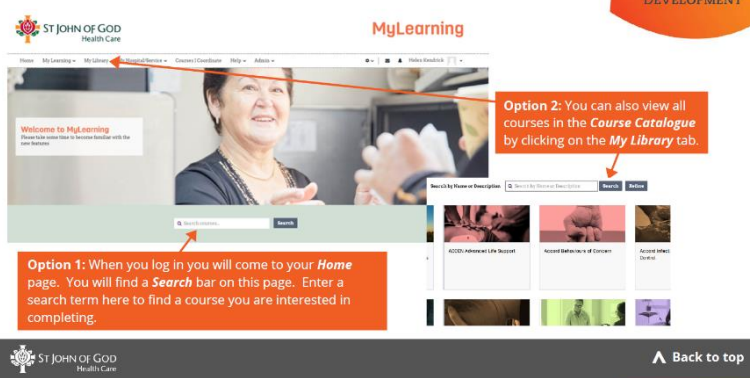
Click on '**Learning**' to access the online modules

Click on '**Assessment**' to access the assessment tools



## Further instructions about searching the course catalogue and accessing courses you have enrolled in which will appear under optional learning

### How do I search for a course?



### How do I access my Mandatory and Optional Learning?

